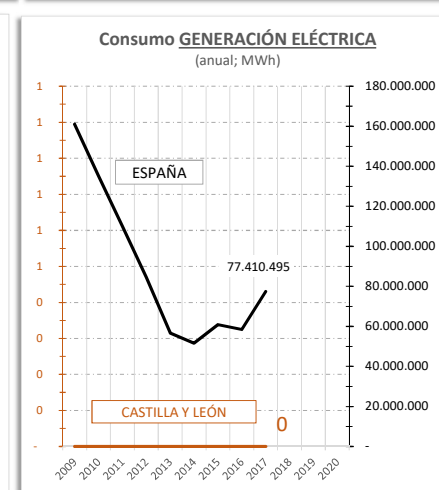
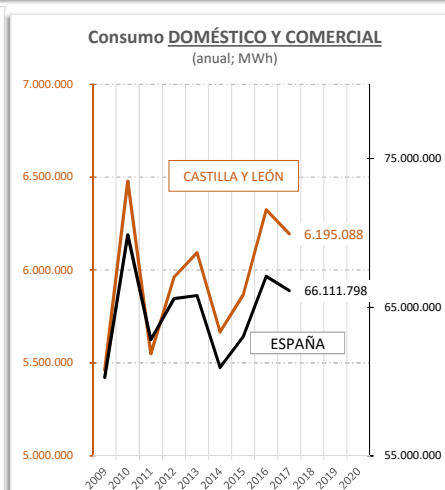
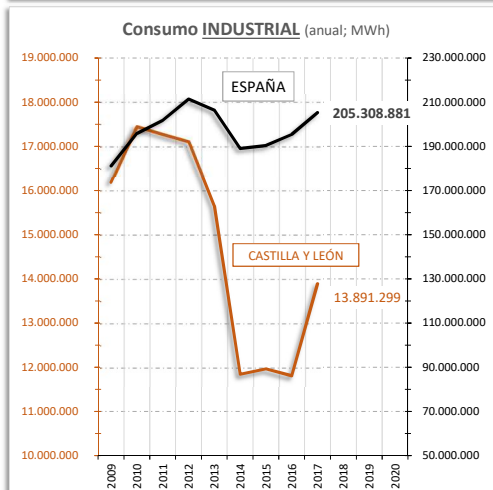
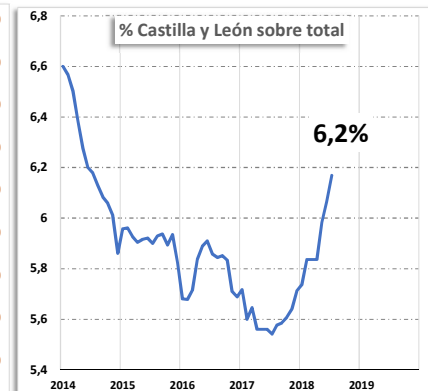
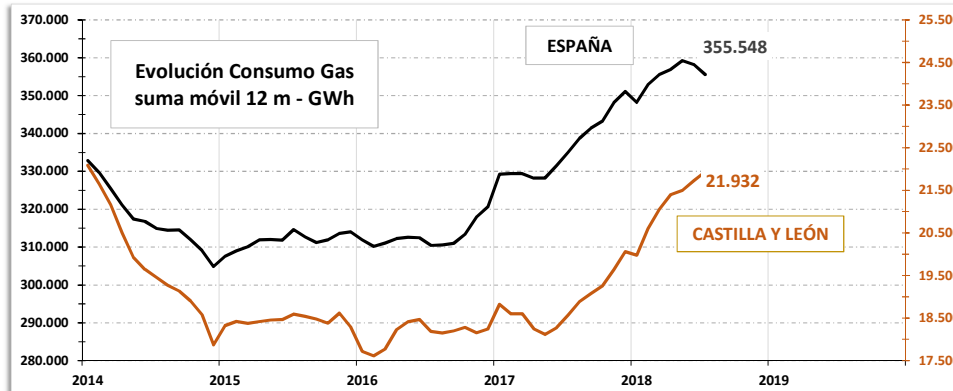


CONSUMO TOTAL GAS - GWh		% Var. Anual
CASTILLA Y LEÓN	1.427	11,1%
ESPAÑA	24.478	-8,5%

CCAA	TOTAL*	% Var. Mes	% Var. Anual
Baleares	560,4	18,6%	35,9%
Castilla y León	1.426,8	-10,3%	11,1%
Navarra	607,9	-21,9%	8,8%
Madrid	911,3	-33,9%	4,8%
Castilla La Mancha	1.199,6	-18,0%	4,0%
Canarias	0,7	43,8%	1,1%
La Rioja	467,3	-5,7%	-1,1%
Cataluña	4.737,4	-8,0%	-6,3%
Andalucía	4.725,3	10,6%	-6,5%
Com. Valenciana	2.707,6	-9,8%	-7,3%
País Vasco	2.058,1	-4,2%	-7,9%
Total	24.478,5	-6,6%	-8,5%
Murcia	1.813,8	1,0%	-9,7%
Cantabria	330,8	-9,9%	-14,7%
Extremadura	135,4	-20,3%	-19,4%
Galicia	1.198,4	-10,9%	-27,1%



* Datos en GWh

