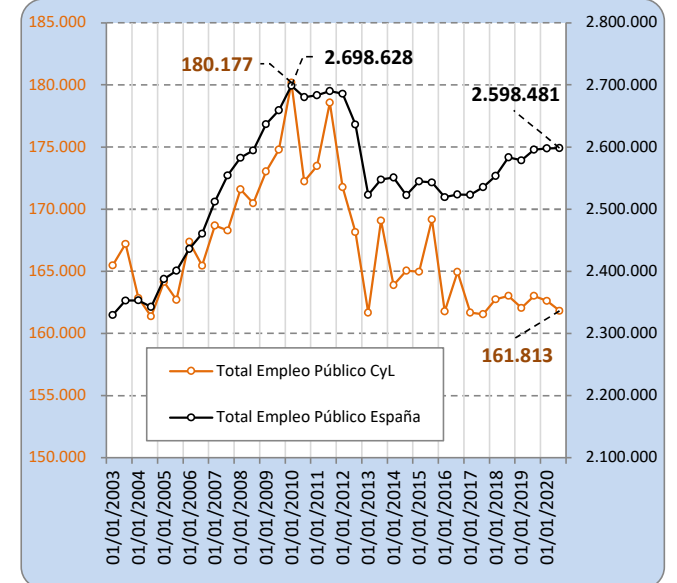
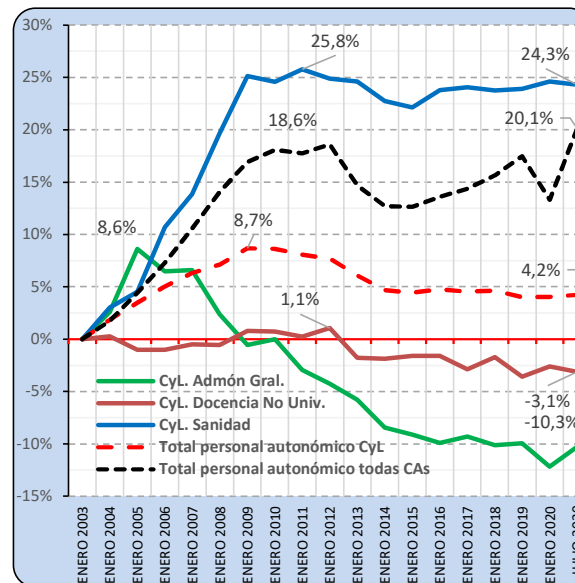
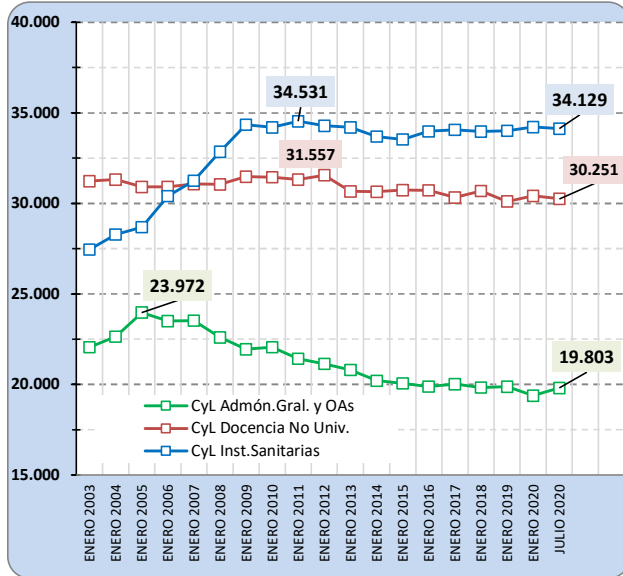
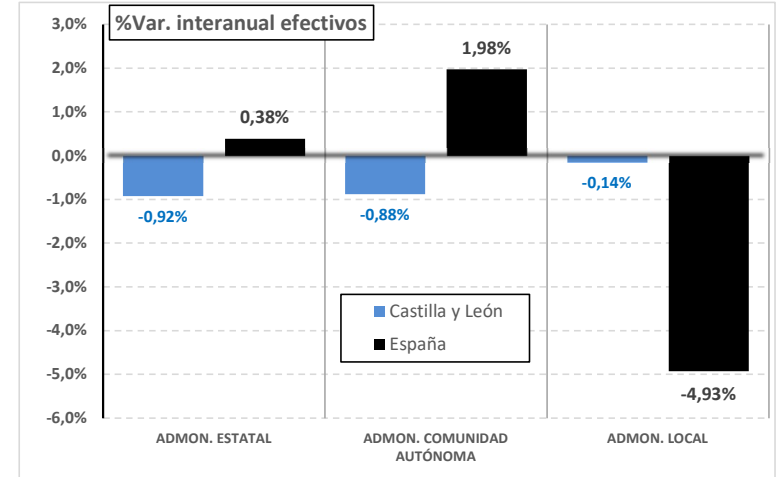


	Julio 2020				TOTAL Julio 2019	Diferencia interanual	% Var. Interanual
	ADMÓN. ESTATAL	ADMÓN. COMUNIDAD AUTÓNOMA	ADMÓN. LOCAL	TOTAL Julio 2020			
ÁVILA	1.731	5.945	2.860	10.536	10.692	-156	-1,46%
BURGOS	5.288	12.375	4.484	22.147	22.638	-491	-2,17%
LEÓN	7.443	15.633	6.372	29.448	29.800	-352	1,18%
PALENCIA	2.090	6.100	2.204	10.394	10.601	-207	-1,95%
SALAMANCA	4.672	14.146	4.812	23.630	23.437	193	0,82%
SEGOVIA	2.590	6.179	3.012	11.781	11.774	7	0,06%
SORIA	1.315	4.842	1.738	7.895	7.958	-63	-0,79%
VALLADOLID	7.381	21.887	5.883	35.151	35.202	-51	-0,14%
ZAMORA	1.636	6.662	2.533	10.831	10.912	-81	-0,74%
<b>TOTAL CYL</b>	<b>34.146</b>	<b>93.769</b>	<b>33.898</b>	<b>161.813</b>	<b>163.014</b>	<b>-1.201</b>	<b>-0,74%</b>
<b>TOTAL España</b>	<b>515.931</b>	<b>1.528.917</b>	<b>553.633</b>	<b>2.598.481</b>	<b>2.595.575</b>	<b>2.906</b>	<b>0,11%</b>



Elaboración propia CES a partir de datos del Ministerio de Política Territorial y Función Pública. (Boletín Estadístico del personal al servicio de las Administraciones Públicas)

23/12/2020